

General

A component of the Wybron Infotrace Series of Products

Control and power for the following Wybron products:

- NEXERA LX Luminaires
- CXI IT Color Changers
- COLORAM IT Color Changers
- ECLIPSE IT SHUTTER/ ECLIPSE IT IRIS Dowsers
- FORERUNNER Color Changers

Front & rear LEDs indicating signal and power

Integrated stainless steel safety cable

Truss or rack mountable; free standing

.063" aluminum sheet metal construction

4 pin XLR connector for power and data

4 pin XLR connector for output

Made in the USA

Power/Data

Accepts all standard voltages worldwide (100-132 VAC 50/60 Hz and 170-240 VAC 50/60 Hz)

Sends/passes 24v DC and DXM/RDM

XLR Connector Pin Out

XLR Pin #	Function	Conductor Size
1	Ground	14 AWG
2	Data -	22 AWG
3	Data +	22 AWG
4	24 Volts DC	14 AWG

**Not Compatible with Ram II Power Supplies*

Control

Uses DMX512-A Protocol

Infotrace features available using ANSI E1.20 - 2006 Remote Device Management over USITT DMX512 standard

Parameters and features selectable with Infotrace/RDM:

Device Label

Firmware Upgrade

Infotrace/RDM feedback information

Type of Device

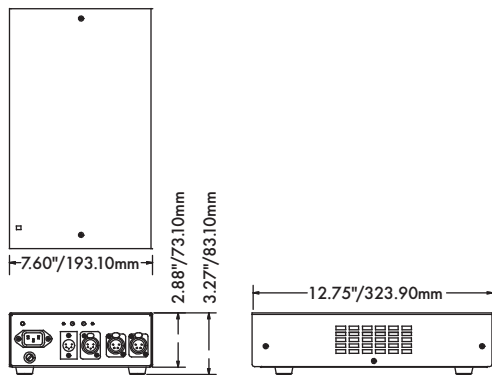
Voltage Output Sensor

Device Drop Warning



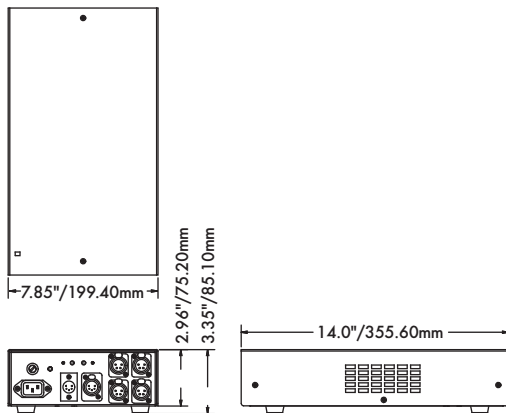
Dimensions & Weights

PS-150 Model 820150



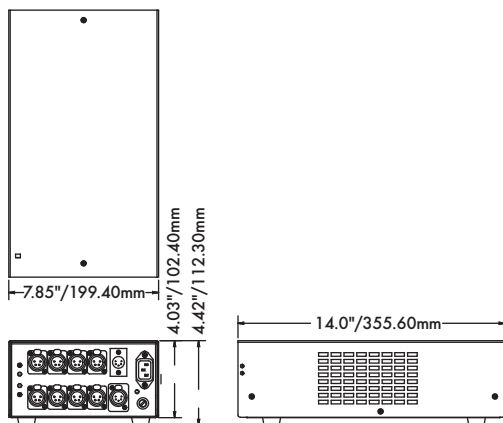
Weight: 3.90 lbs./1.77kg

PS-300 Model 820300



Weight: 5.40 lbs./2.45kg

PS-600 Model 820600



Weight: 7.90 lbs./3.58kg

Equipment Compatibility**

The following is a chart of compatibility and capacity of the various models of the PS-Series Power Supply and the companion devices.

Power Supply	PS-150	PS-300	PS-600		
Model	820150	820300	820600		
Output Power	150W	300W	600W		
Maximum devices per Power Supply					
Description	Model	Head Ft.			
CXI IT 7.5"	87200	1500	6	12	24
CXI IT 4"	84560	1500	6	12	24
CXI IT Lg Format	816050	750	2	5	9
CXI IT 12"	812210	500	2	4	8
CXI IT 8-light	816130	750	3	6	12
CXI IT Mariner	87220	1500	6	12	24
CXI IT MultiPar	87240	1000	4	9	18
NEXERA LX (tungsten)	2560LX, 2570LX, 2640LX	1500	8	16	32
NEXERA LX (CDM)	2580LX, 2600LX, 2650LX	1500	6	12	24
COLORAM IT 7.5"	87110	1500	6	12	24
COLORAM IT 4"	84520	1500	6	12	24
COLORAM IT 10"	810100	1000	4	8	16
COLORAM IT Lg Frmt	816090	1000	6	12	24
COLORAM IT 15"	815010	1000	6	12	24
COLORAM IT 8-light	816080	1000	5	10	20
AQUARAM IT 7.5"	87080	1000	5	10	20
AQUARAM IT Lg Frmt	85000	1000	6	12	24
ECLIPSE IT SHUTTER 1K	89001	1500	8	16	32
ECLIPSE IT SHUTTER 2K	811010	1500	8	16	32
ECLIPSE IT SHUTTER Lg Frmt	817000	1500	8	16	32
ECLIPSE IT IRIS 1K	87250	1500	6	12	24
ECLIPSE IT IRIS 2K	812020	1500	6	12	24
ECLIPSE IT IRIS 24"	823020	750	3	6	12
FORERUNNER 4"	4540	n/a	16	32	64
FORERUNNER 7"	7140	n/a	16	32	64

¹ Some watts/unit numbers are rounded up/down ** The above information assumes devices are on different channels and all move simultaneously

Ordering Information

PS-SERIES Power Supply	
Model	Description
820150	150W Power Supply
820300	300W Power Supply
820600	600W Power Supply
PS-SERIES Power Supply Accessories	
7042-XX	Power/Data Cable (XX=Length)*

* Available in 3', 5', 10', 15', 25', 50', 75', & 100' lengths



Advancing The Art Of Lighting